

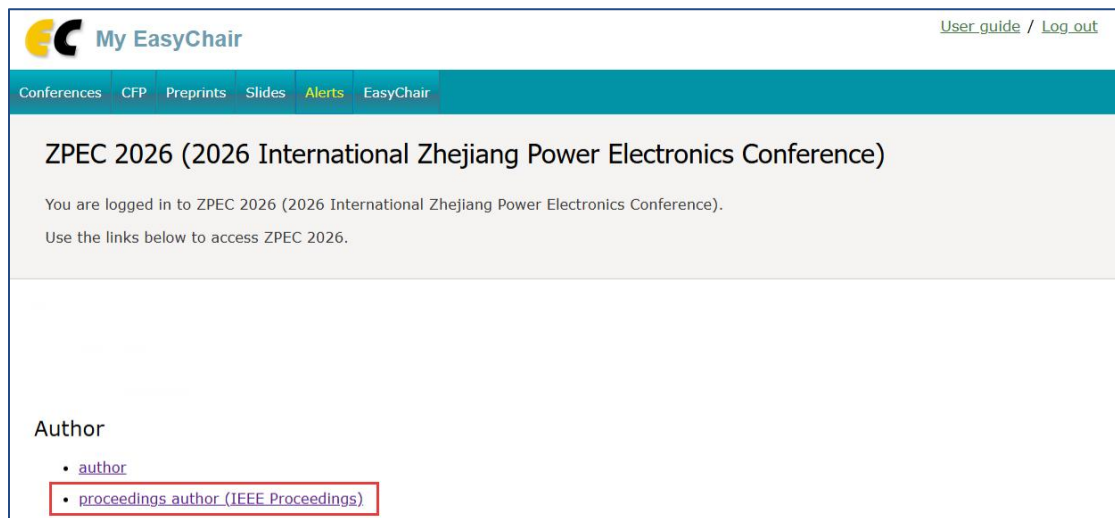
2026 International Zhejiang Power Electronics Conference (ZPEC 2026)

IEEE Electronic Copyright Form (eCF) Signing Guide

Authors of accepted papers to be included in the IEEE conference proceedings are required to complete the IEEE Electronic Copyright Form (eCF) through the EasyChair system. The following steps will guide you through the copyright signing process.

Step 1. Log in to EasyChair

Please log in to your EasyChair account and select the the "proceedings author (IEEE Proceedings)" role. You will be directed to the proceedings author page.



My EasyChair [User guide](#) / [Log out](#)

Conferences CFP Preprints Slides Alerts EasyChair

ZPEC 2026 (2026 International Zhejiang Power Electronics Conference)

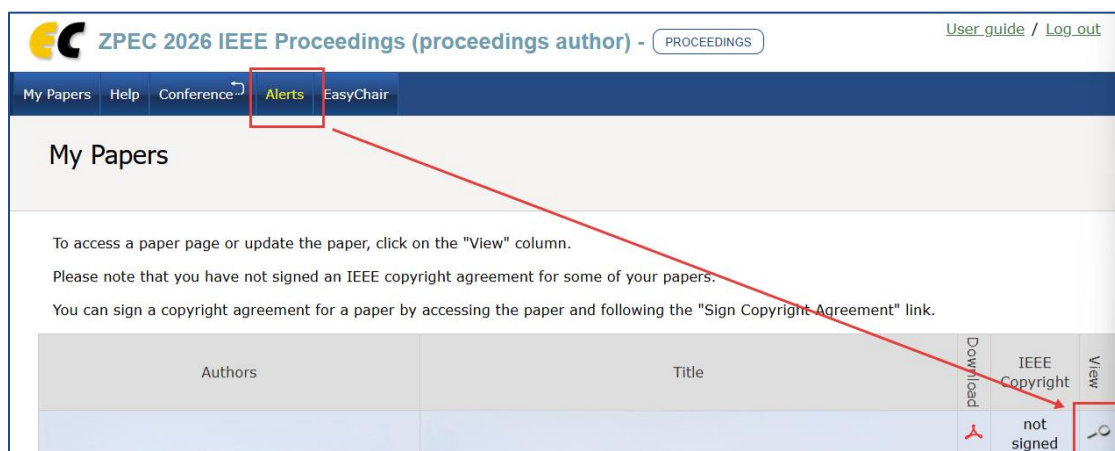
You are logged in to ZPEC 2026 (2026 International Zhejiang Power Electronics Conference).
Use the links below to access ZPEC 2026.

Author

- [author](#)
- [proceedings author \(IEEE Proceedings\)](#)

Step 2. Access the Copyright Page

On the proceedings author page, click "**Alerts**" at the top of the screen. Click the icon (🔍) under the "View" column corresponding to your paper.



ZPEC 2026 IEEE Proceedings (proceedings author) - PROCEEDINGS [User guide](#) / [Log out](#)

My Papers Help Conference Alerts EasyChair

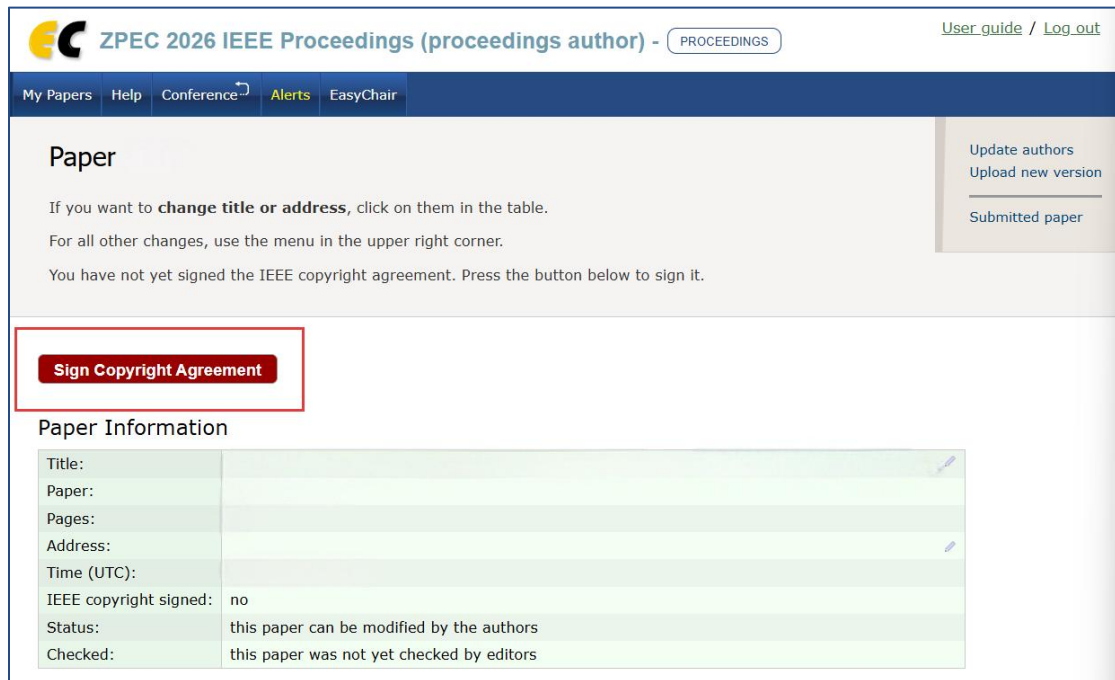
My Papers

To access a paper page or update the paper, click on the "View" column.
Please note that you have not signed an IEEE copyright agreement for some of your papers.
You can sign a copyright agreement for a paper by accessing the paper and following the "Sign Copyright Agreement" link.

| Authors | Title | Download | IEEE Copyright | View |
|---------|-------|----------|----------------|------|
| | | | not signed | |

Step 3. Open the Paper Information Page

You will be redirected to the page containing your paper information. Click **"Sign Copyright Agreement"** to proceed.

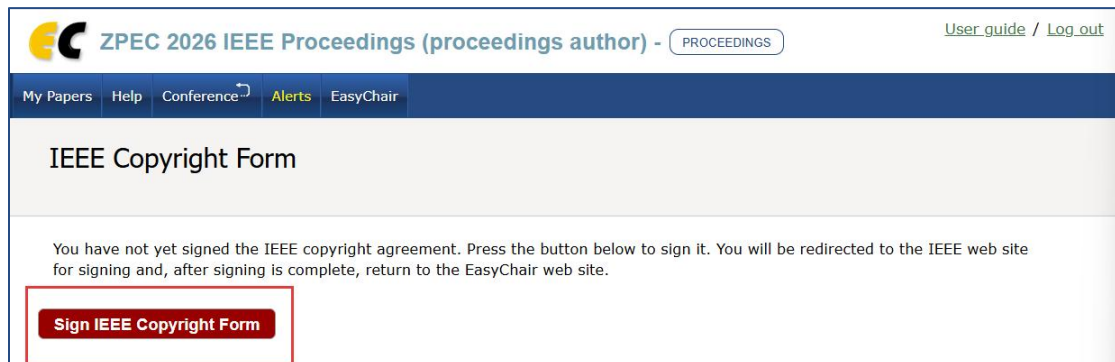


The screenshot shows the user interface for a paper author. At the top, there is a navigation bar with the ZPEC 2026 logo and the text "ZPEC 2026 IEEE Proceedings (proceedings author) - PROCEEDINGS". Below this is a menu with "My Papers", "Help", "Conference", "Alerts", and "EasyChair". The main content area is titled "Paper" and contains instructions: "If you want to **change title or address**, click on them in the table. For all other changes, use the menu in the upper right corner. You have not yet signed the IEEE copyright agreement. Press the button below to sign it." A red box highlights a button labeled "Sign Copyright Agreement". To the right of the main content, there is a sidebar with "Update authors", "Upload new version", and "Submitted paper". Below the instructions, there is a "Paper Information" table:

| | |
|------------------------|---|
| Title: | |
| Paper: | |
| Pages: | |
| Address: | |
| Time (UTC): | |
| IEEE copyright signed: | no |
| Status: | this paper can be modified by the authors |
| Checked: | this paper was not yet checked by editors |

Step 4. Enter the IEEE Copyright Form Page

A confirmation page will appear. Please click **"Sign IEEE Copyright Form"** once again to continue. You will then be redirected to the official IEEE Publication Agreement webpage.



The screenshot shows the "IEEE Copyright Form" page. At the top, there is a navigation bar with the ZPEC 2026 logo and the text "ZPEC 2026 IEEE Proceedings (proceedings author) - PROCEEDINGS". Below this is a menu with "My Papers", "Help", "Conference", "Alerts", and "EasyChair". The main content area is titled "IEEE Copyright Form" and contains instructions: "You have not yet signed the IEEE copyright agreement. Press the button below to sign it. You will be redirected to the IEEE web site for signing and, after signing is complete, return to the EasyChair web site." A red box highlights a button labeled "Sign IEEE Copyright Form".



Step 5. Complete the IEEE Publication Agreement

Please follow the on-screen instructions provided by IEEE to complete, sign, and submit the IEEE Electronic Copyright Form (eCF).

IEEE.org | IEEE Xplore | IEEE Support Center

IEEE Publication Agreement

Welcome

> The following steps will lead you through the process of either transferring copyright or licensing publishing rights to IEEE.

- STEP 1: Confirm article information.
- STEP 2: Confirm article originality, signing authority and funder.
- STEP 3: Select the appropriate publishing agreement.
- STEP 4: Sign the publication agreement.
- STEP 5: Download the signed publication agreement.

[Start](#)

Home | Contact & Support | Nondiscrimination Policy | Privacy & Opting Out of Cookies

© Copyright 2026 IEEE - All rights reserved. Use of this Web site signifies your agreement to the IEEE Terms & Conditions

Step 6. IEEE Copyright Form and Final Paper Submission

Submission System: <https://iconf.young.ac.cn/qpFs9>

Please download the signed form for your own records and upload it while submitting your final paper.

Before uploading, please verify your final paper PDF through IEEE PDF eXpress. Only the PDF file generated by or downloaded from the IEEE PDF eXpress system after successful verification may be uploaded.

IEEE PDF eXpress: <https://ieeepdf-express.org>

Conference ID: 70170X

2026 International Zhejiang Power Electronics Conference (ZPEC 2026)

August 14-16 | Hangzhou, China

Website: <https://www.zpec.org.cn/>

Email: zpec@zju.edu.cn